

Scaled data based on original data using
LM-79-08 Approved Method: Electrical and Photometric Measurements of Solid-
State Lighting Products

Test Report Prepared for
Cooper Lighting Solutions
(formerly Eaton)

Brand: McGRAW-EDISON

Report Number: P400622

Luminaire Tested: **TT-D3-735-U-5MQ-PM**

Issue Date: 5/19/2020

Test Information

Test Method: LM-79-08
Report Number: P400622
TEST IS SCALED FROM IESNA LM-79-08 TEST DATA (G3-1908-473-16)
Test Lab: INNOVATION CENTER
Issue Date: 5/19/2020
Manufacturer: COOPER LIGHTING SOLUTIONS (FORMERLY EATON)
Product Line: McGRAW-EDISON
Catalog Number: TT-D3-735-U-5MQ-PM
Description: TOPTIER LED SITE LUMINAIRE
3500K, 70 CRI LEDS AND MEDIUM DISTRIBUTION
Light Source: -
Ballast/Driver: ELECTRONIC DRIVER

Summary

Lumens per Lamp: N/A
Luminaire Lumens: 6355 lumens
Efficiency: N/A
Efficacy: 134.6 lumens/watt
Luminous Opening: Circular (Dia: 1.12' x H: 0')
IES Classification: Type V - Short
BUG Rating: B3 - U0 - G2

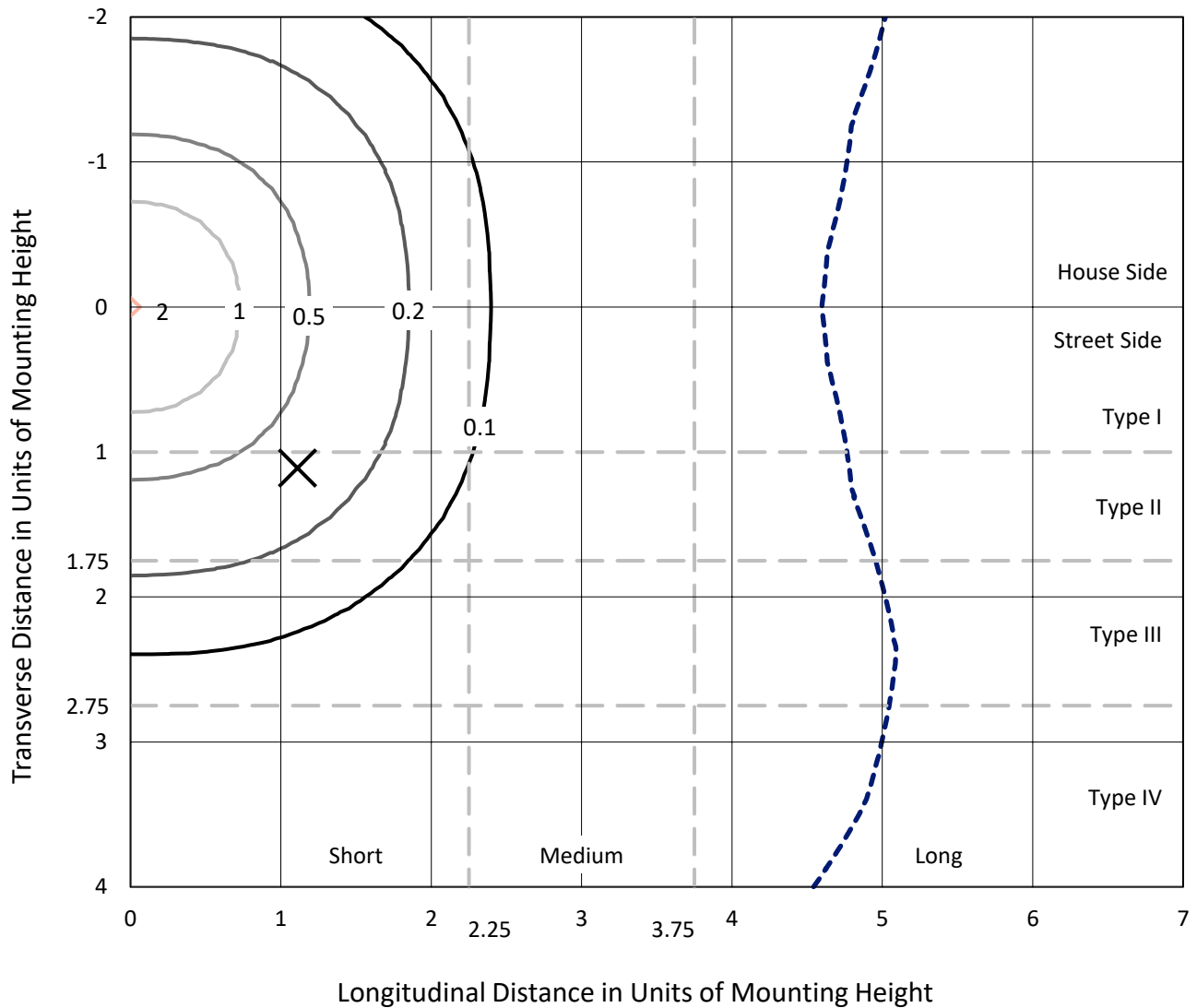
Input Watts (W): 47.2
Input Voltage (V): NR
Input Current (Ain): NR
Voltage Rise (V): NR
Power Factor: NR
Total Harmonic Distortion (THDi): NR
Frequency (hertz): 60
Stabilization Time: NR
Operation Time: NR
Ambient Temperature (°C): NR
Test Distance: 28.75 FT



REPORT NUMBER: P400622
 CATALOG NUMBER: TT-D3-735-U-5MQ-PM

Iso-Footcandle Lines of Horizontal Illumination

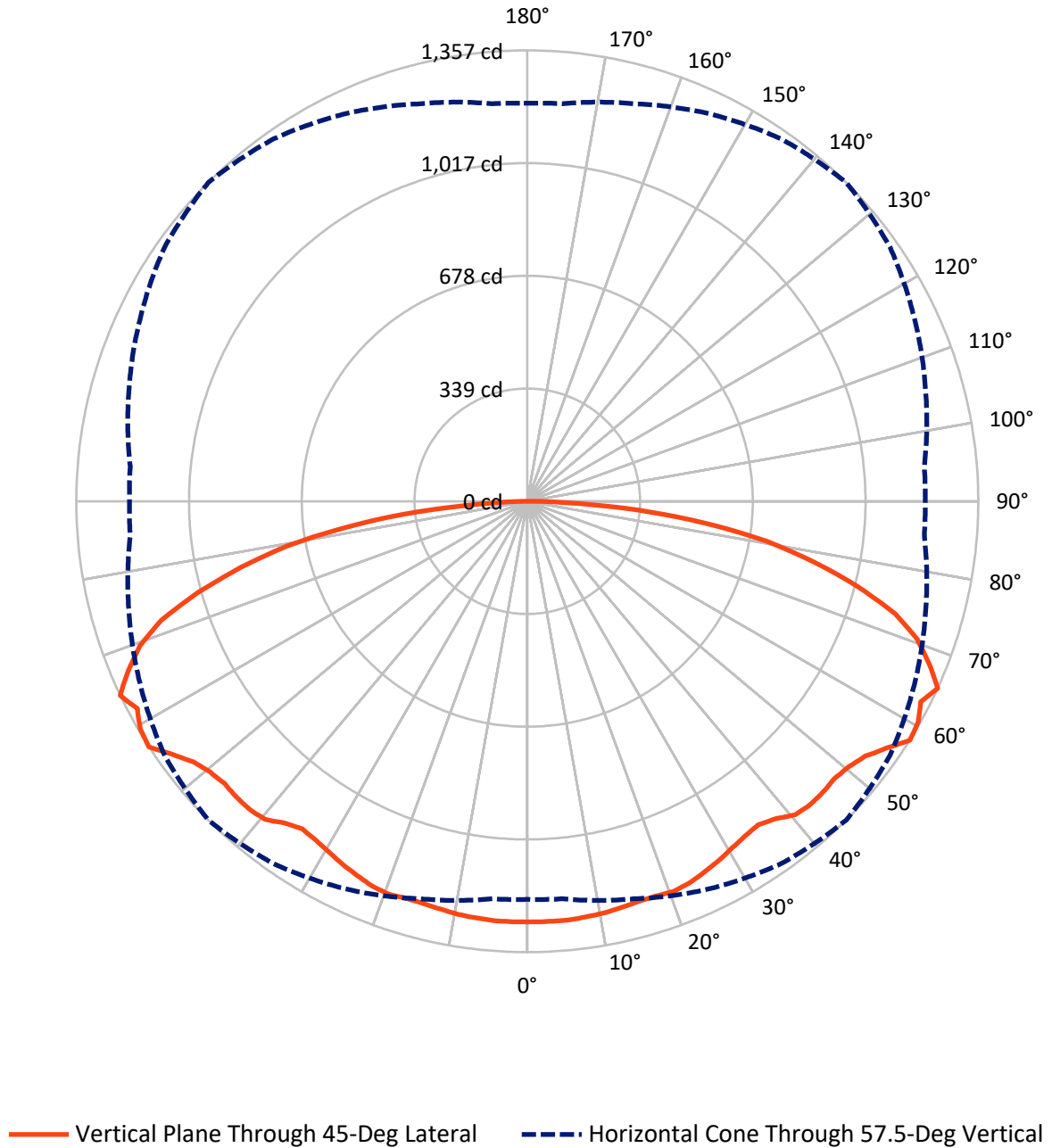
✕ Max cd
 - - - 1/2 Max cd



Based on 25 foot mounting height. Maximum calculated value = 2 fc
 Type V - Short - N/A

REPORT NUMBER: P400622
CATALOG NUMBER: TT-D3-735-U-5MQ-PM

Luminous Intensity Polar Plot



REPORT NUMBER: P400622
 CATALOG NUMBER: TT-D3-735-U-5MQ-PM

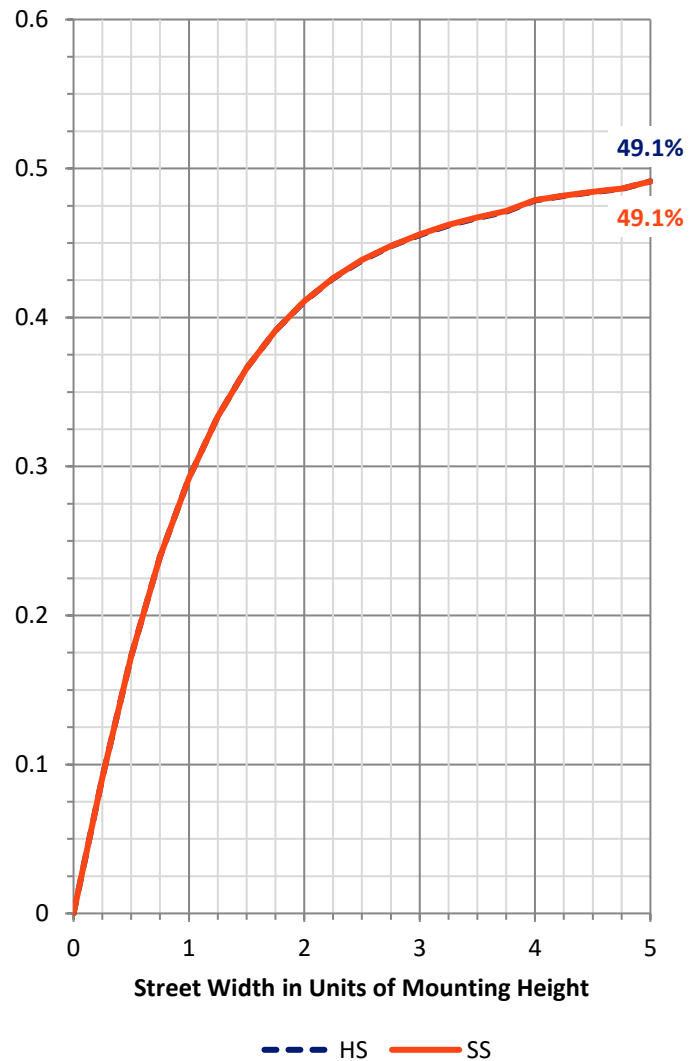
FLUX DISTRIBUTION:

		Downward	Upward	Total
House Side	Lumens	3177.5	0.0	3177.5
	% Fixture	50.0	0.0	50.0
Street Side	Lumens	3177.5	0.0	3177.5
	% Fixture	50.0	0.0	50.0
Total	Lumens	6355.0	0.0	6355.0
	% Fixture	100.0	0.0	100.0

Coefficient of Utilization

ZONAL LUMENS:

Zone	Lumens	% Fixture
0°-10°	120.6	1.9
10°-20°	354.8	5.6
20°-30°	570.0	9.0
30°-40°	752.5	11.8
40°-50°	941.5	14.8
50°-60°	1119.9	17.6
60°-70°	1214.6	19.1
70°-80°	966.8	15.2
80°-90°	314.3	4.9
90°-100°	0.0	0.0
100°-110°	0.0	0.0
110°-120°	0.0	0.0
120°-130°	0.0	0.0
130°-140°	0.0	0.0
140°-150°	0.0	0.0
150°-160°	0.0	0.0
160°-170°	0.0	0.0
170°-180°	0.0	0.0
0°-90°	6355.0	100.0
0°-180°	6355.0	100.0



REPORT NUMBER: P400622

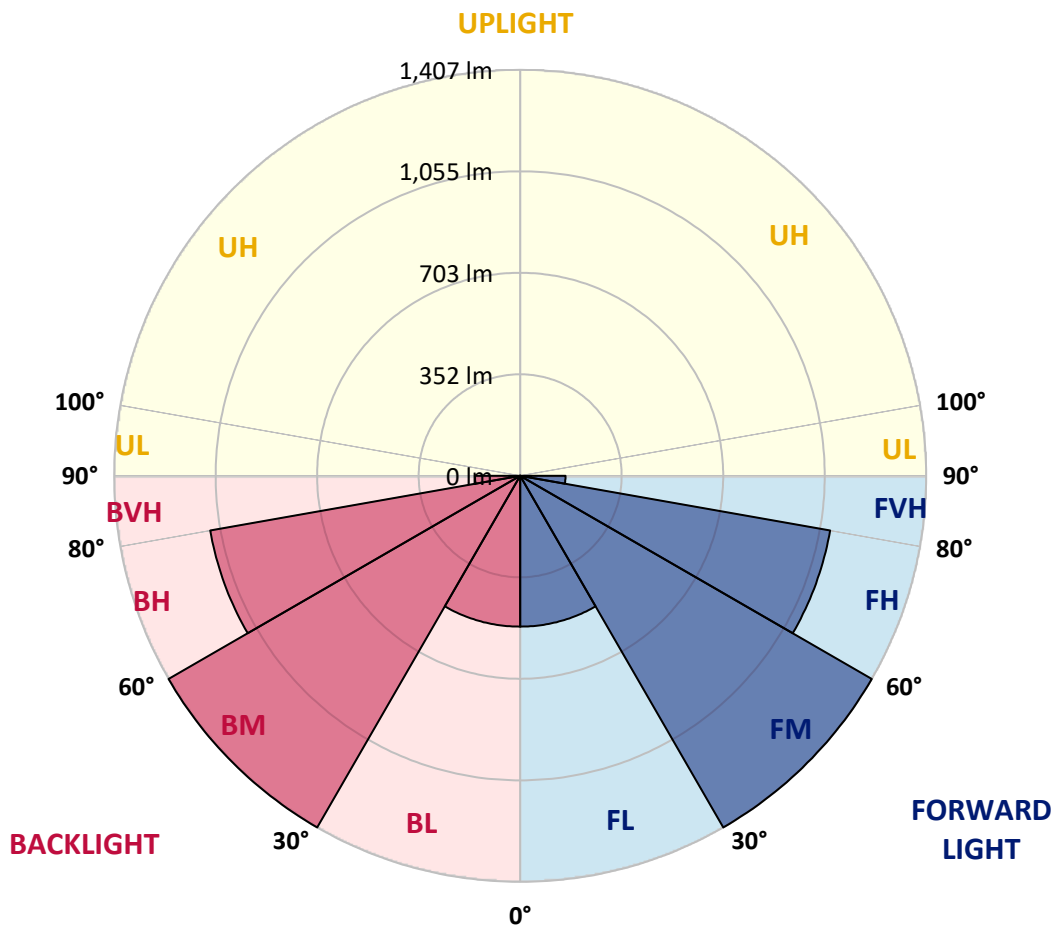
CATALOG NUMBER: TT-D3-735-U-5MQ-PM

LUMINAIRE CLASSIFICATION SYSTEM LUMEN TABLE AND BUG RATING:

Zone	Lumens	% Fixture	Zone Rating/Lumen Limit		
			B	U	G
FL (0°-30°)	522.7	8.2			
FM (30°-60°)	1407.0	22.1			
FH (60°-80°)	1090.7	17.2			G1/1800
FVH (80°-90°)	157.1	2.5			G2/225
BL (0°-30°)	522.7	8.2	B2/1000		
BM (30°-60°)	1407.0	22.1	B2/2500		
BH (60°-80°)	1090.7	17.2	B3/2500		G1/1800
BVH (80°-90°)	157.1	2.5			G2/225
UL (90°-100°)	0.0	0.0		U0/0	
UH (100°-180°)	0.0	0.0		U0/0	

BUG Rating: B3-U0-G2

Type V Short





REPORT NUMBER: P400622
 CATALOG NUMBER: TT-D3-735-U-5MQ-PM

CANDELA DISTRIBUTION (FULL):

	0°	5°	15°	25°	35°	45°	55°	65°	75°	85°	90°
0°	1265.7	1265.7	1265.7	1265.7	1265.7	1265.7	1265.7	1265.7	1265.7	1265.7	1265.7
2.5°	1267.6	1266.7	1267.6	1266.7	1266.7	1265.7	1266.7	1266.7	1266.7	1266.7	1266.7
5°	1266.7	1265.7	1265.7	1266.7	1265.7	1265.7	1265.7	1265.7	1265.7	1265.7	1265.7
7.5°	1262.9	1262.9	1263.8	1262.9	1262.9	1262.9	1262.9	1262.9	1262.9	1263.8	1263.8
10°	1260.0	1259.1	1260.0	1260.0	1259.1	1260.0	1259.1	1260.0	1260.0	1260.0	1260.0
12.5°	1256.3	1255.3	1256.3	1256.3	1255.3	1254.4	1255.3	1255.3	1256.3	1256.3	1256.3
15°	1249.7	1249.7	1251.5	1250.6	1250.6	1249.7	1251.5	1250.6	1249.7	1250.6	1250.6
17.5°	1244.9	1244.9	1246.8	1248.7	1248.7	1248.7	1248.7	1247.8	1245.9	1246.8	1244.9
20°	1245.9	1246.8	1247.8	1250.6	1252.5	1253.4	1253.4	1250.6	1247.8	1248.7	1247.8
22.5°	1243.0	1242.1	1243.0	1244.9	1247.8	1247.8	1247.8	1244.0	1243.0	1242.1	1242.1
25°	1231.7	1231.7	1233.6	1235.5	1237.4	1236.4	1237.4	1235.5	1233.6	1231.7	1231.7
27.5°	1218.5	1218.5	1221.3	1223.2	1225.1	1225.1	1224.1	1222.2	1221.3	1219.4	1218.5
30°	1205.2	1205.2	1208.1	1209.9	1212.8	1211.8	1211.8	1209.0	1206.2	1204.3	1204.3
32.5°	1191.0	1190.1	1192.9	1197.7	1201.4	1201.4	1201.4	1195.8	1192.0	1190.1	1189.2
35°	1178.8	1178.8	1182.5	1191.0	1195.8	1195.8	1193.9	1190.1	1181.6	1178.8	1178.8
37.5°	1175.0	1177.8	1188.2	1200.5	1209.9	1211.8	1209.0	1198.6	1187.3	1178.8	1175.9
40°	1187.3	1190.1	1203.3	1223.2	1237.4	1240.2	1237.4	1222.2	1202.4	1189.2	1188.2
42.5°	1189.2	1191.0	1207.1	1229.8	1243.0	1247.8	1243.0	1227.9	1206.2	1190.1	1189.2
45°	1182.5	1183.5	1202.4	1226.0	1242.1	1247.8	1242.1	1224.1	1201.4	1183.5	1182.5
47.5°	1174.0	1175.9	1196.7	1221.3	1241.1	1244.9	1240.2	1220.3	1194.8	1176.9	1174.0
50°	1167.4	1173.1	1192.0	1219.4	1243.0	1254.4	1243.0	1216.6	1191.0	1171.2	1167.4
52.5°	1171.2	1173.1	1197.7	1236.4	1268.6	1273.3	1267.6	1236.4	1195.8	1173.1	1170.2
55°	1182.5	1191.0	1217.5	1273.3	1302.6	1311.1	1298.8	1271.4	1218.5	1191.0	1182.5
57.5°	1197.7	1200.5	1238.3	1287.5	1330.9	1356.5	1331.9	1286.5	1241.1	1198.6	1196.7
60°	1185.4	1176.9	1224.1	1281.8	1340.4	1350.8	1336.6	1282.7	1222.2	1175.9	1184.4
62.5°	1152.3	1158.0	1196.7	1276.1	1316.8	1328.1	1313.0	1276.1	1194.8	1162.7	1149.5
65°	1125.8	1159.8	1202.4	1259.1	1324.3	1356.5	1325.3	1257.2	1204.3	1154.2	1123.0
67.5°	1089.0	1095.6	1158.9	1228.9	1287.5	1303.5	1286.5	1229.8	1153.2	1090.8	1095.6
70°	1026.6	1017.1	1081.4	1162.7	1218.5	1244.0	1220.3	1158.9	1078.6	1015.2	1023.7
72.5°	923.5	929.2	988.8	1074.8	1132.4	1157.0	1133.4	1068.2	986.9	934.9	929.2
75°	815.8	822.4	880.0	958.5	1017.1	1027.5	1020.9	953.8	881.9	821.4	815.8
77.5°	692.9	699.5	746.8	832.8	867.8	883.8	869.7	837.5	744.9	698.6	691.0
80°	556.8	554.9	596.5	670.2	713.7	731.6	713.7	672.1	594.6	558.7	546.4
82.5°	398.0	399.9	438.6	489.7	531.2	536.9	528.4	494.4	434.8	404.6	387.6
85°	221.2	229.7	258.1	295.9	323.3	332.7	318.6	286.4	257.1	233.5	225.9
87.5°	52.9	57.7	67.1	85.1	95.5	104.9	95.5	88.9	63.3	57.7	52.9
90°	0.0	0.0	0.0	0.0	0.0	0.0	0.0	0.0	0.0	0.0	0.0

(END OF REPORT)